

## SUSTAINABILITY SELF-ASSESSMENT

Adapted from Youth at Risk Sustainability Studies, Principal Investigators -  
Lydia I. Marek and Jay A. Mancini, Virginia Tech

Use the score sheet below to indicate your community project's status in each of the 7 areas identified as crucial to sustainability. Put a check under the appropriate column to indicate your thoughts on the strength or weakness of each specific process.

- ☹ = Your project is not doing this very well or not at all.
- OK = Your project is doing so-so; not terrible, but it could be better.
- ☺ = Your project is doing great in this area!

### PROJECT LEADERSHIP

	Process	☹	OK	☺
<b>1</b>	Leaders clearly established the project's mission and vision			
<b>2</b>	Leaders are committed to the long term project goals			
<b>3</b>	Leaders planned within the first two years for sustaining the project			
<b>4</b>	Leaders continue planning for sustainability			
<b>5</b>	Leader developed and followed a realistic project plan			
<b>6</b>	Leaders have identified multiple strategies for project survival			
<b>7</b>	Community institutions (e.g. schools, social service agencies, etc...) are involved in program leadership			
	<b>Tally total in each column (1 pt each)</b>			



**Total Score for Project Leadership = \_\_\_\_\_**

### MODIFICATIONS – CAN WE CHANGE IF NECESSARY?

	Process	☹	OK	☺
<b>1</b>	Programs are eliminated when they do not meet community needs			
<b>2</b>	New programs are developed when community needs change			
<b>3</b>	Sites are consolidated as necessary			
	<b>Tally total in each column (1 pt each)</b>			



**Total Score for Modifications = \_\_\_\_\_**

**COLLABORATORS**

	<b>Process</b>		<b>OK</b>	
<b>1</b>	Local decision makers are project collaborators			
<b>2</b>	Representatives from businesses are project collaborators			
<b>3</b>	Community service agencies are project collaborators			
<b>4</b>	Collaborators are involved in program design			
<b>5</b>	Collaborators are involved in program implementation			
<b>6</b>	Collaborators are involved in program evaluation			
<b>7</b>	Collaborators share responsibility for providing program resources			
<b>8</b>	Collaborators share credit for project success			
<b>9</b>	Collaborators have clearly defined roles and responsibilities			
<b>10</b>	There is a shared vision among collaborators			
<b>11</b>	Collaborators have worked through turf issues (if any existed)			
<b>12</b>	This project is part of the mission of participating institutions			
	<b>Tally total in each column (1 pt each)</b>			



**Total Score for Collaborators = \_\_\_\_\_**

**COMMUNITY**

	<b>Process</b>		<b>OK</b>	
<b>1</b>	Community needs are regularly assessed			
<b>2</b>	Community resources/assets are regularly assessed			
<b>3</b>	Community resources are utilized by the project			
<b>4</b>	Project goals are matched with community resources and needs			
<b>5</b>	The project accounts for diversity in the community			
<b>6</b>	Community members are involved in program design			
<b>7</b>	Community members are involved in program implementation			
<b>8</b>	The project addresses key community needs			
<b>9</b>	The project has strong local governmental support			
	<b>Tally total in each column (1 pt each)</b>			



**Total Score for Community = \_\_\_\_\_**

**DEMONSTRATED PROGRAM IMPACT**

	<b>Process</b>		<b>OK</b>	
<b>1</b>	Evaluation plans are developed prior to implementing programs			
<b>2</b>	Project effectiveness is demonstrated through evaluation			
<b>3</b>	Evaluations are conducted on a regular basis			
<b>4</b>	Evaluation results are used to modify programming			
<b>5</b>	Project successes are made known to the community			
<b>6</b>	Project successes are make know to funders			
<b>7</b>	Public relations (marketing) strategies are in place			
	<b>Tally total in each column (1 pt each)</b>			



**Total Score for Demonstrated Program Impact = \_\_\_\_\_**

**FUNDING**

	<b>Process</b>		<b>OK</b>	
<b>1</b>	Current funding is sufficient for project operations			
<b>2</b>	Funding is available on a long term basis (at least 2 more years)			
<b>3</b>	There are plans in place for obtaining additional funding			
<b>4</b>	There is a person responsible for grant proposal writing			
<b>5</b>	There is adequate funding for hiring and retaining quality staff			
	<b>Tally total in each column (1 pt each)</b>			

**Total Score for Funding = \_\_\_\_\_**

**STAFFING**

	<b>Process</b>		<b>OK</b>	
<b>1</b>	Staff are involved in program design			
<b>2</b>	Staff are involved in program evaluation			
<b>3</b>	Staff are involved in project decision making			
<b>4</b>	Staff turnover is low			
<b>5</b>	Staff are committed to the project's mission, vision, and goals			
<b>6</b>	Staff are qualified to work on the project			
<b>7</b>	Staff are flexible and creative			
<b>8</b>	Staff are recognized and rewarded for their work			
<b>9</b>	Staff are adequately trained			
<b>10</b>	Staff are from the community that the project serves			
	<b>Tally total in each column (1 pt each)</b>			

**Total Score for Staffing = \_\_\_\_\_**